

Compact Oval modules

Mini 205 cm / 80.1"

- Starter kit IS-CO-81-C1
- Curved extension kit IS-81-EX-22,5-I
- Straight extension kit IS-81-EX-800-S

Midi 225 cm / 88.6"

- Starter kit IS-CO-82-C1
- Curved extension kit IS-82-EX-22,5-I
- Straight extension kit IS-82-EX-800-S

Starter kit complete with:


- 2 oval posts, 2 feet, 2 curved beams 22,5°, 1 set kicker and hanger

Curved extension kit complete with:

- 1 post, 2 curved beams 22,5°, 1 set kicker and hanger

Straight extension kit complete with:

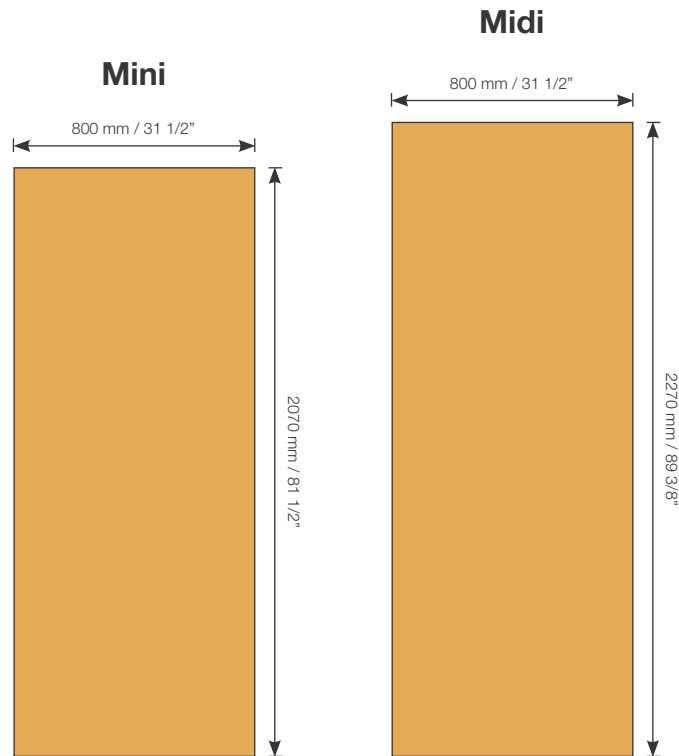
- 1 post, 2 straight beams, 1 set kicker and hanger



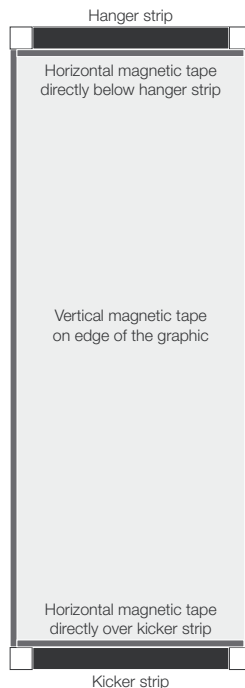
Extra
Padded wheeled frame bag,
Item IS-TC-01-MB



Graphic panel sizes



Graphic panel attachments



Accessories

Kickers & Hangers

(incl. for the first set of panels)
800 mm / 31 1/2"

IS-800-KH

Magnetic tape (not incl.)

12 mm/0.5" A tape, 30 m / 98 ft. DM-013-AC
Each panel needs 6 m/20 ft. (in the midi size)

Printer material

We recommend the following material:

Poster paper: 180 gr / 0.4 lb.

The printed graphic panels must be laminated before use.
Front side: 125 microns (0,125 mm) / 0.005" "deep crystal"
Reverse side: 250 microns (0,250 mm) /0.010" "stop light"

Polyester film: 330-370 microns (0,350 mm) / 0.013-0.015"

Top laminate: 125 microns (0,125 mm) / 0.005" "deep crystal"

Mounting of Kickers and Hangers

Kickers and hangers to be fixed at the bottom and at the top of the graphic panels (reverse side).

Mounting of Magnetic Tape

Magnetic tape to be fixed vertically along each side of the graphic panels.

IMPORTANT Carefully mount the magnetic tape slightly inset from the edge of the graphic panel by approximately 0,25 mm / 0.010". Once mounted, a very thin straight white line should show between the edge of the graphic and the outside edge of the magnetic tape. Do not exceed 0,5 mm / 0.020".

Application Techniques

To obtain optimum adhesion, the bonding surfaces must be well unified, clean and dry. Typical surface cleaning solvents are isopropyl alcohol/water mixture (rubbing alcohol) or heptane.

Note: Be sure to follow solvent manufacturer's precautions and directions for use when using solvents.